

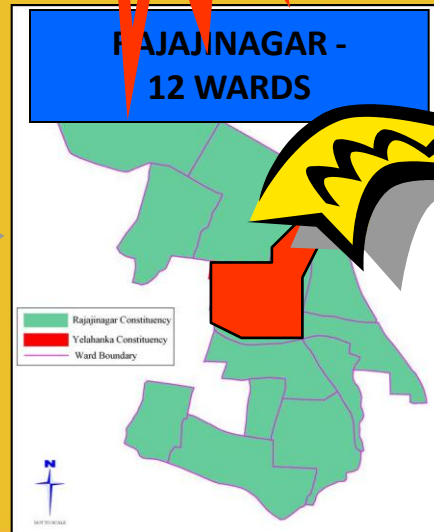
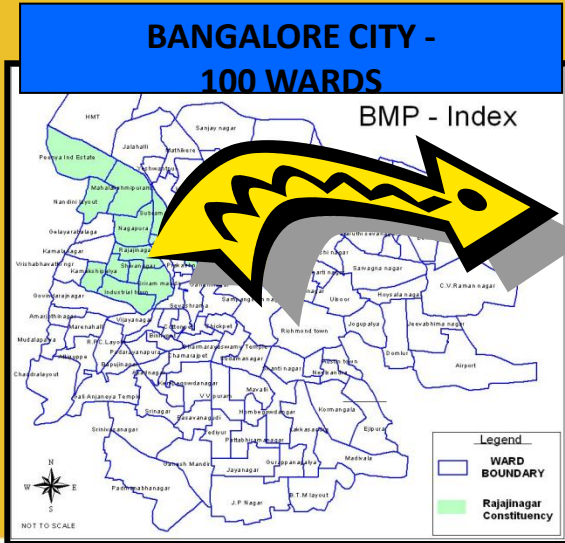
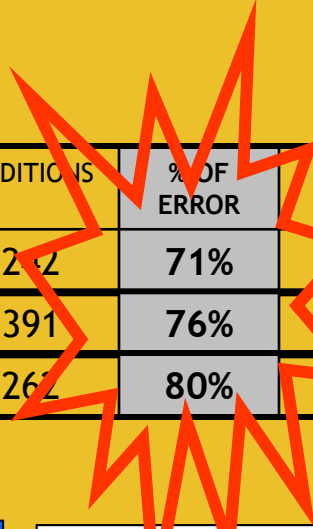
# Impact and Policy Conference Bangkok

August 31<sup>st</sup> 2012



# The reality of Urban Voters' List

BOOTH	TOTAL # OF VOTERS	DELETIONS	ADDITIONS	% OF ERROR	CORRECT
47	1784	1036	212	71%	748
48	1332	625	391	76%	607
60	1161	670	262	80%	491



# Jaagte Raho! Election Commission - Janaagraha MoU



## July 2010: Election Commission of India enters into an MoU with Janaagraha :

- Address systemic issues around Urban Electoral Rolls
- Shantinagar Assembly Constituency in Bangalore taken as the Pilot Constituency
- Unprecedented agreement between Constitutional Authority and Non-Profit Institution

# Jaagte Raho! Voter Roll Clean-up results

FORM TYPE	Work done by ECI with Janaagraha field staff and community volunteers (2011)	Work done by ECI, using City Corporation officials, part- time school teachers etc. (2010)
Add (Form 6)	20,491	903
Delete (Form 7)	60,373	7
Modify (Form 8)	8,820	0
Move (Form 8A)	4,534	0
<b>Total</b>	<b>94,218</b>	<b>910</b>

- Janaagraha's involvement increased output **100-fold**
- A commentary on the SYSTEM, not of INDIVIDUALS

# Urban Voter Turnout – Why does it seem low?

## Shantinagar Constituency

Total Names in voter rolls	200,000
Names to be deleted	60,000
Correct List of names	140,000
Voter turnout in 2008 Elections	84,000
Reported Voter turnout %	42%
Actual Voter turnout %	60%



Names that needed to be added: 20,000+  
 Shantinagar election results in 2008: Margin of victory 13,797 votes

# Keeping Urban Rolls clean – the key issue

Ward	Names added between Aug 10 - Aug 11	No. of voters shifted in 1 year	% Voters shifted in 1 year
Domlur ward	2,174	203	9.30%
Jogupalya Ward	2,490	266	10.70%
Shantalanagar Ward	1,680	194	11.50%



- Change in urban voter lists: 10% a year
- Keeping Urban Voter Lists clean: PURE (Proper Urban Electoral Rolls) Manual
- Making it happen
  - Election Commission extends MoU with Janaagraha to 2014
  - Agenda: Develop the PURE Manual, implement in Bangalore, scale up across Urban India



# Issues to probe – illustrative list

- Quality of voter lists in urban areas
  - As a function of size of city
- Relationship between voter list quality and voter turnout
- Relationship between voter apathy and voter turnout
- Impact of voter list quality on voter apathy
  - It isn't likely that my name is on the list, so why bother
- Specific inquiry in Bangalore:
  - One Constituency with significant intervention to upgrade voter list quality
  - Comparison of turnout here versus other Acs – attribution to work done by J



**Thank you!**

