

MAY 2024



Philippines Socioeconomic Panel Survey

Beyond the Snapshot



How we work



Create Stronger Evidence

Conduct impact evaluations



Share Evidence Strategically

Disseminate and co-create evidence

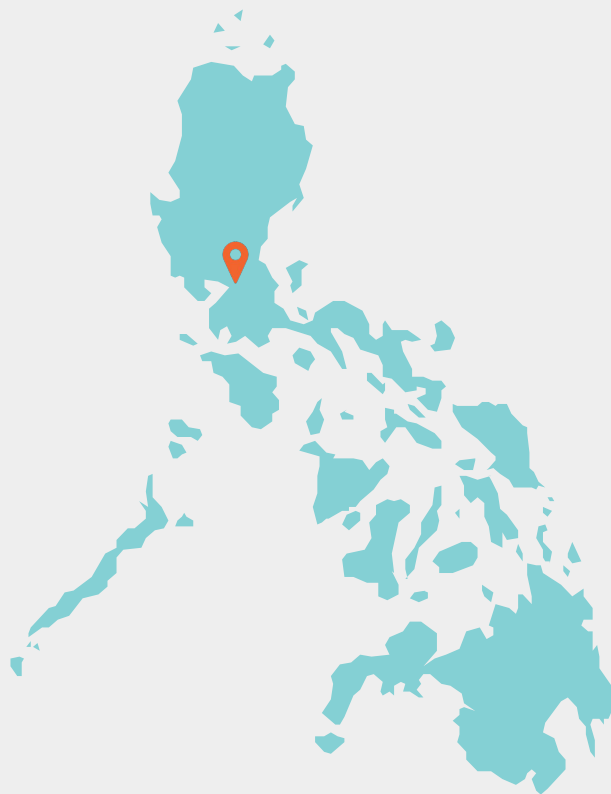


Equip Decision-makers to Use Evidence

Consulting, training and embedded learning labs

IPA Philippines

- Started work in the Philippines in **2002**
- Over **70 research projects** conducted in 83% of all provinces in the Philippines
- Main areas of focus include **Education, Financial Inclusion, Governance, Social Protection**



Philippines Socioeconomic Panel Survey



Location: Rural Western Visayas (Aklan, Antique, Capiz, Iloilo, Negros Occidental)



Scope: ~13,500 households across 500 barangays



2023 First wave of data collection in November

Regular data collection **every four years**

2043 Various interventions take place over **twenty-year time frame**

Objective is to **inform policy** by providing:

1. **publicly available data** for government actors to better understand the long-run processes of social and economic development
2. a **platform** to test **long-run impacts of programs** designed to help people experiencing poverty through impact evaluations

Principal Investigators



Dean Karlan

Professor of Economics and Finance
Northwestern University



Chris Udry

Professor of Economics
Northwestern University

& Researchers

Andrew Dillon | Northwestern University

Noam Angrist | University of Oxford

Emily Beam | University of Vermont

Gharad Bryan | London School of Economics

Jonathan De Quidt | Stockholm University

Catherine Thomas | Stanford University

Allan Bernando | De La Salle University

Julia Buzan | London School of Economics

Karol Mark Yee | EDCOM2

Rene Marlon Panti | Innovations for Poverty Action

- All data collection
- Management of PSPS
- Engagement with local and central government

- Academic research lead
- Project design
- Lead funder

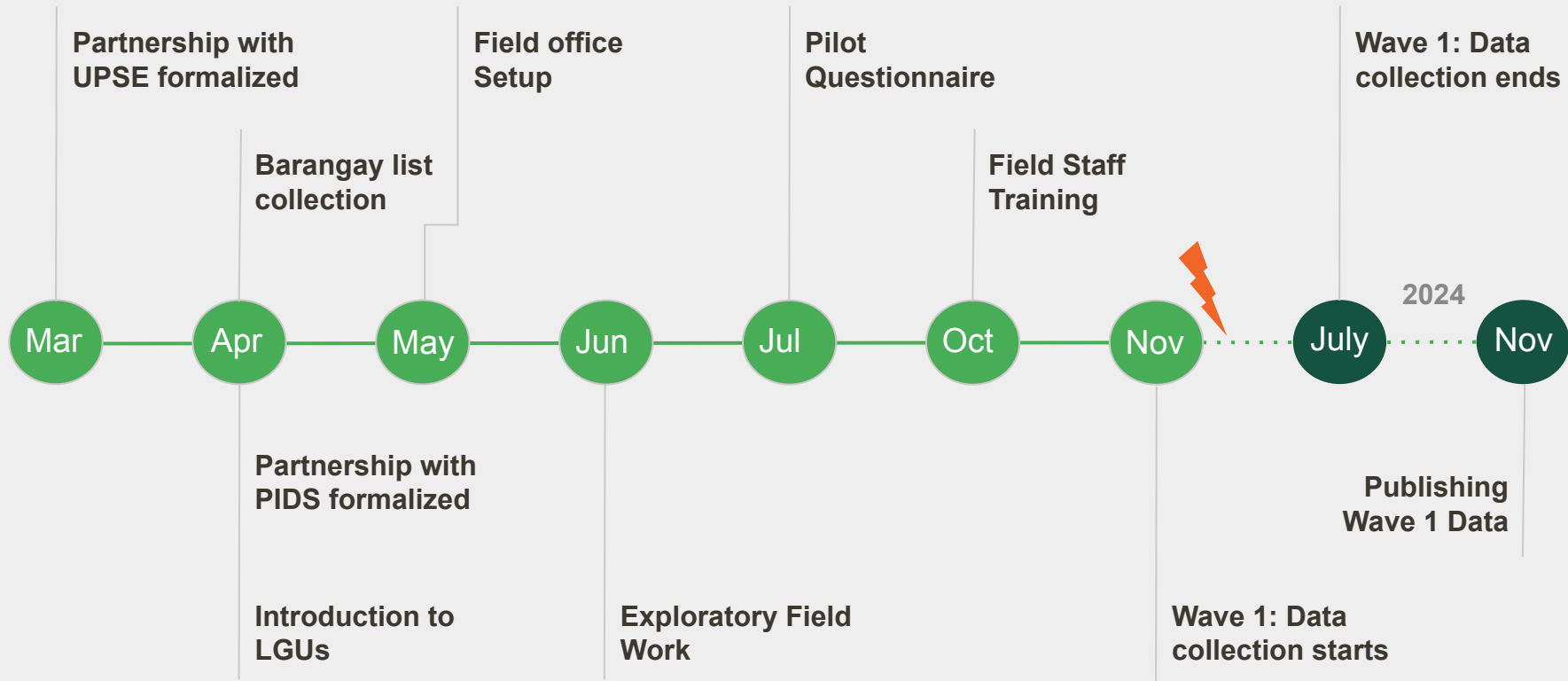


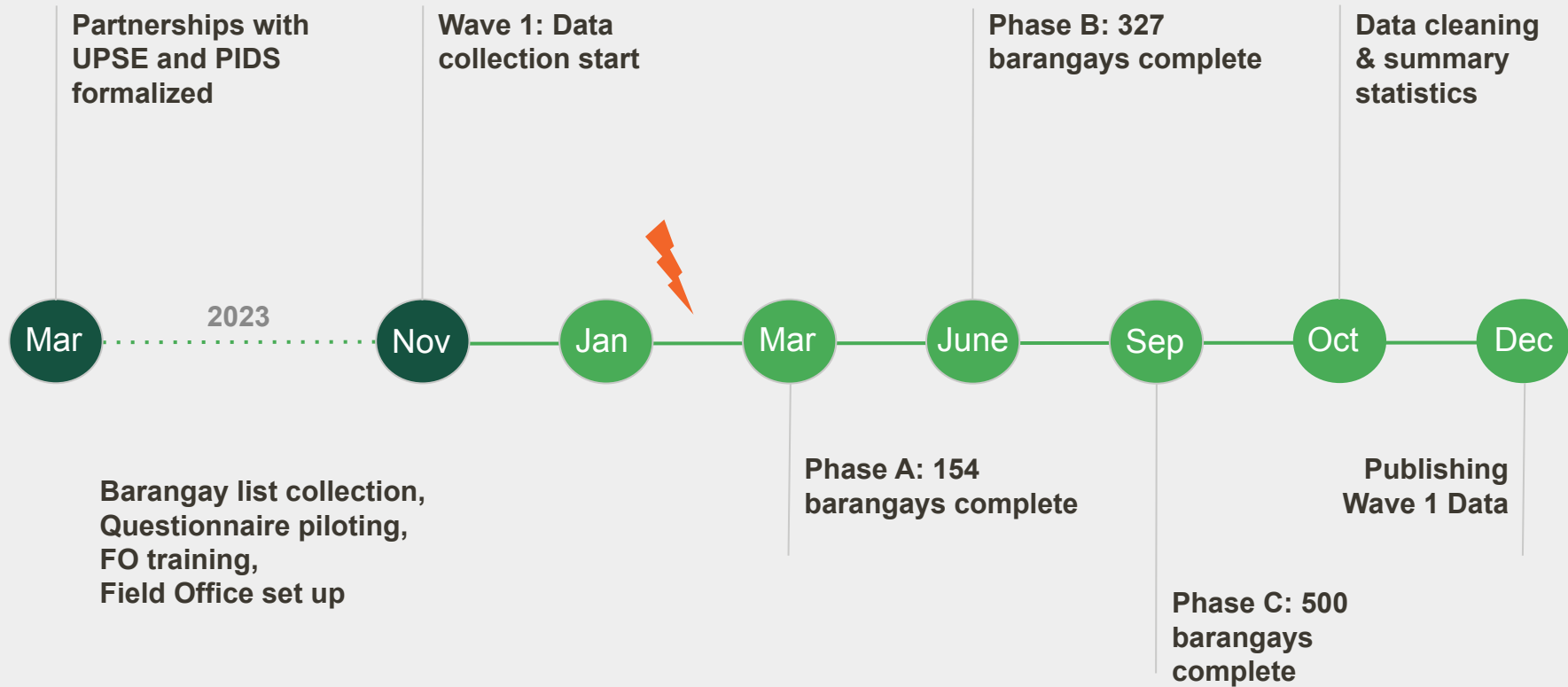
Evidence **generated** locally:

- Connecting local PIs to the PSPS
- Events & lectures

Evidence **used** locally:

- Government awareness of PSPS
- Government engagement of studies





Livelihoods

Work activities of the household members, time spent, and income earned; Indicator of economic well being

Health

Disease prevalence, vaccination attitudes and behaviors, access to care



Migration

Motivation for and duration of migration

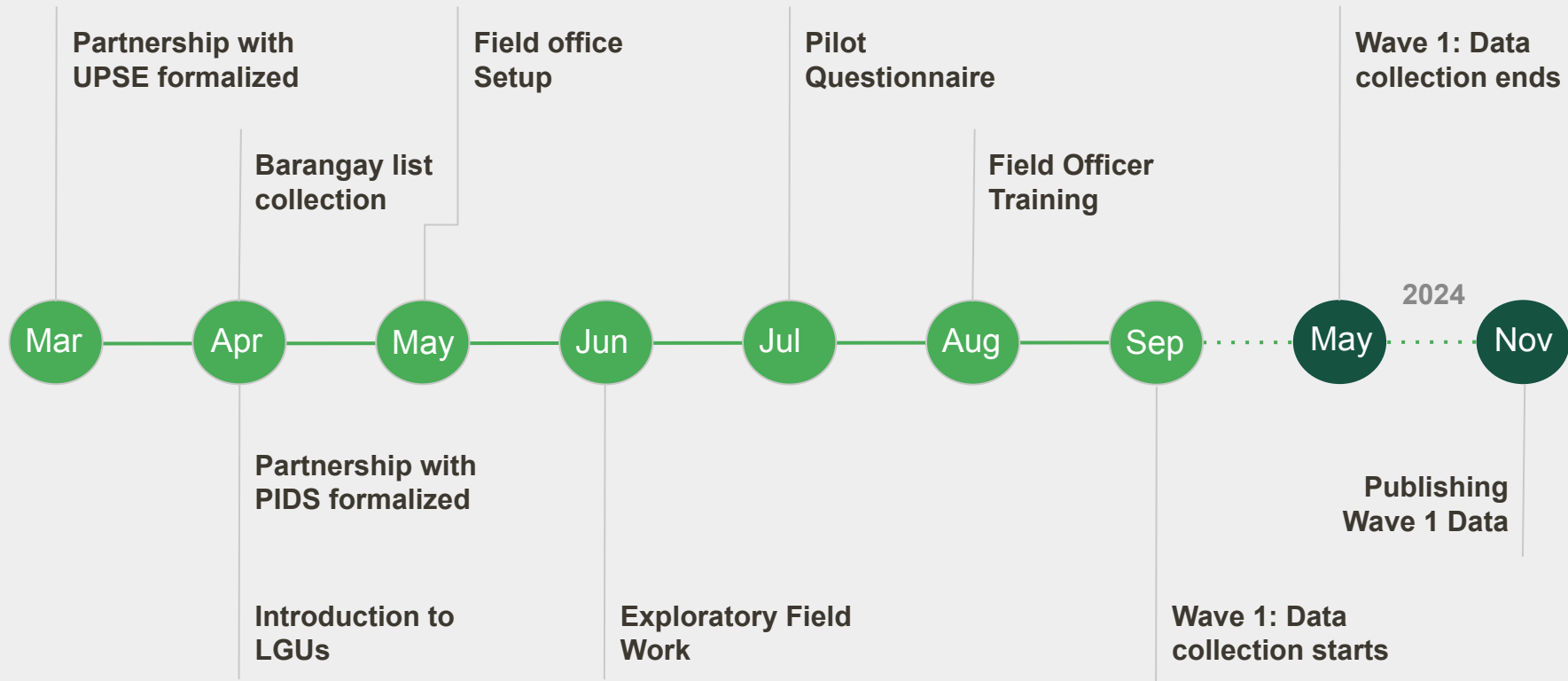
Environment

Environmental, seasonal, political, health, and financial disasters and how the household copes

Education

Primary, secondary, and tertiary education rates; Parental involvement and expectation for child's education

MILESTONES



Run Evaluations.
Test Ideas.
Leverage Data.



Enumerator Skills on data quality

What is the impact of enumerator recruitment on data quality?

Focus on enumerator recruitment and survey outcomes



Early Childhood Investment on higher education outcomes

What are barriers to take-up for higher education?

Promising cash transfer conditional on college attendance, ECD program, information on subsidies



Grouped Grants on Livelihoods

Can group grants increase financial well-being through economies of scale?

Cash grants for productive livelihood given to ICM participants either individually or groups of 2-4



Aspirations on economic well being

Can stating aspirations improve economic mobility?

Light-touch intervention showing aspirational video, setting collective and individual goals

More Evidence **For** Less Poverty

- Strong partnership with central, regional and Local Governments
- Increased engagement of local researchers
- Data driven by demand

The PSPS gives a voice to those less heard. We aim to connect research and policy to cater to their needs, and make programs more effective.



Find out more!

www.poverty-action.org/psps
psps@poverty-action.org